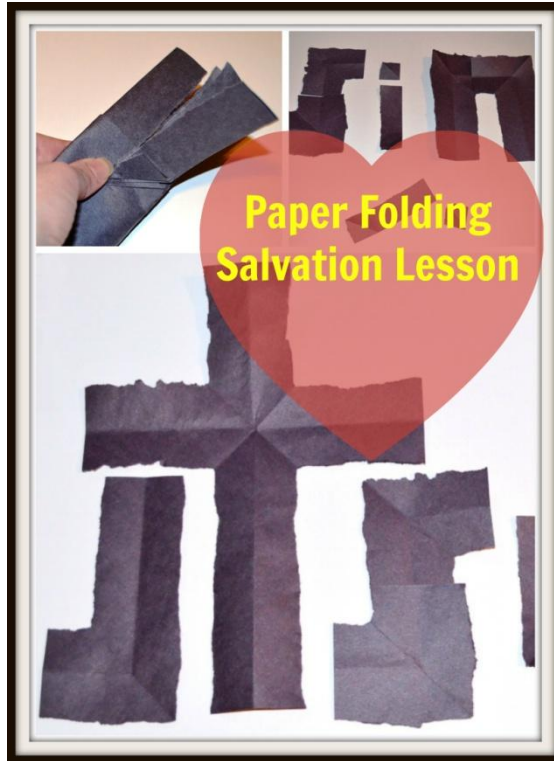



Paper Folding Salvation Lesson

Thank you for downloading this lesson! I pray that you are able to use it for the glory of God. The “story words” are mine, but feel free to change them to make the activity fit your group. I have found that adults and children enjoy this lesson.

Be creative with how you present it. I sat on the floor with the children all around me. Some people use tape and a board. This is definitely a fun way to share the gospel in a one-on-one setting.




Materials: 1 sheet of paper. (I’ve used typing paper and construction paper. Either will work.)




The Foundation: (Fold paper, all of these first steps, while discussing this with the children.)


“In the beginning was the Word. And the Word was with God and the Word was God.”
Who is the Word? (Jesus) **And what does that verse tell us about Jesus?** (Jesus existed with God before the world was created and Jesus is God.) **If Jesus is God, that means He has all of the same characteristics of God. What is God like?** (perfect, holy, good, mighty, kind, patient, *without sin*) **If God is like that, then what is Man like?** (selfish, greedy, imperfect, *sinful*)



Fold the right corner down.




Fold the left corner down to make a “house” shape.




Flip house over and fold house in half.



Fold in half again, like wings on an airplane, but both wings should be on one side.



Tear down the middle. Begin with the “not so thick” end, and tear to the end thicker with paper.



You should have 2 sections. One section has many pieces; the other is 1 piece of paper.




Place the one piece of paper to the side, and unfold and spread out all of the pieces so the kids can see them.



Arrange the pieces to spell "Sin".

The Need:

What is sin? (Anything that we think, say, or do that does not please God.) **Who sins?** (Everyone) **What have you done that is sin?** (Have kids give examples) **The Bible tells us that “all have sinned and fall short of the glory of God.” It also tells us that “the wages of sin is death.” What is a wage?** (something, such as money, that a person earns) **So that verse tells us that we, all sinners, EARN death because of our sin.**




Arrange the pieces to spell “Hell”.


And death equals eternal separation from God. No relationship with Him. There is a verse in Isaiah (59:2) that says, “Your sins have separated you from your God.” Wow. Sin is a problem. And the Sin Problem needs to be fixed. The problem is man can’t do it. We can try. What types of good things can people do? (share, do kind things, give money to charity, etc) **But the Bible says that my righteousness, the good things I do, is as “filthy rags” to the Lord. We can’t fix the Sin Problem, but God can.**

The Gospel:

What is the rest of the “wages” verse? (For the wages of sin is death, but the gift of God is eternal life in Christ Jesus our Lord.) **Yes! To fix the Sin Problem, God sent Jesus. And remember, He is God. Jesus was born like you, only He was without sin. He grew up, lived His life, worked some miracles, preached some great sermons, and then He was accused of saying He was God. The Jews didn’t like hearing that. So they figured out how to get Jesus killed. Crucified. Jesus didn’t fight them. Jesus was nailed onto a cross on a hill called Calvary.**



Unfold the one piece.




Put these two pieces under the cross to show Calvary Hill.

Two other thieves were crucified as well, with Jesus in the middle.




Place 2 pieces as the crosses of the robbers.

Pilate, the Roman leader who allowed Jesus to die, had a sign placed over Jesus' head that read, "King of the Jews."



Place a small rectangle across the top of the cross for the sign.

The Roman soldiers, who nailed Jesus to the cross, rolled dice and gambled to see who would win Jesus' robe.




Pretend to toss the small squares like dice.

After Jesus died, a soldier took a spear and thrust it into Jesus' side to make sure He was dead. He was.



Add the other rectangle as the spear into Jesus' side.


Jesus was taken down off the cross and laid in a tomb. Three days later He arose and He appeared to women, the disciples, and quite a few others. Jesus was alive.



Take the two pieces that make the Calvary Hill and make the tomb. If you put the pieces close together you can show it closed and then pull them slightly apart to show an empty tomb.

The Invitation:

And He is still living today. “God loves [YOU] so much that He gave His one and only son and if [YOU] believe in Him, then [YOU] will have eternal life.”



Leave the cross and use the other pieces to spell “Life”.

“If you confess with your mouth the Lord Jesus and believe in your heart that God has raised Him from the dead, you WILL be saved!” Saved from what? (Hell, eternal separation from God) God wants you to have life. Eternal life with Him. Forever. By telling Jesus that He is Lord, then you are saying to Him, “Jesus, my life is Yours. YOU are my Lord. You are my Master. I am going to learn about your commands and then I am going to obey them.” Believing in Jesus means making a change in your behavior and living a life in His favor.



Use all the pieces to spell “Jesus”.

The Opportunity:

If the Lord leads, then give the children an opportunity to respond or accept Him. May the Lord use this object lesson for kids, and **YOU**, to further His kingdom!!